




Bench
without backrest
Zebra Basic

COLLECTION ZEBRA

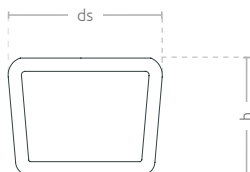
TECHNICAL SHEET

The city bench has a unique shape and color. Steel surface guarantees durability and resistance of the bench, regardless of the weather conditions. The bench is fixed with anchors, assuring resistance to mechanical damage. Each bench rung can have any color.

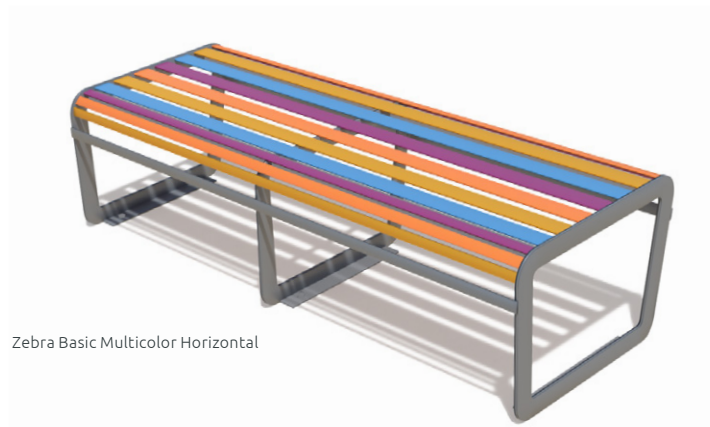
sketch




side view



front view



Zebra Basic Multicolor Horizontal



Zebra Basic Multicolor Vertical



Bench without backrest Zebra Basic

COLLECTION ZEBRA

FEATURES



a wide
range of
colors



powder
coating RAL



hot-dip
galvanized
steel



smooth or
rough surface




fixings to the
ground

COLORS



antique colors

Ask your sales advisor about the details



colors RAL

MODELS

Model	Code	Dimensions [mm]
Zebra Basic Multicolor* Vertical	TC 002 306	w 1650 × h 440 × ds 580
Zebra Basic Monocolor** Vertical	TC 002 306...	w 1650 × h 440 × ds 580
Zebra Basic Multicolor* Horizontal	TC 002 309	w 1650 × h 440 × ds 580
Zebra Basic Monocolor** Horizontal	TC 002 309...	w 1650 × h 440 × ds 580

● *Multicolor - A ready set of antique colors or RAL colors

● **Monocolor - One selected antique color or RAL color