

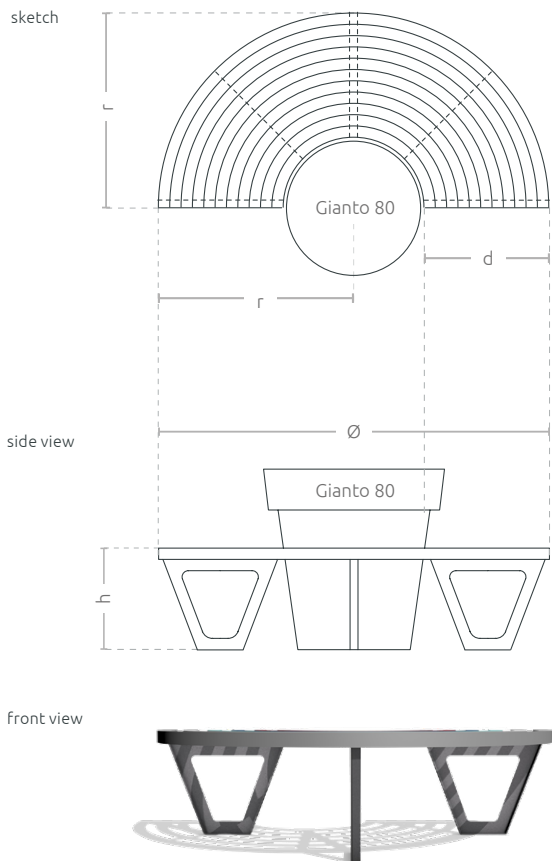


TECHNICAL SHEET

Round Bench
Zebra 80 1/2

COLLECTION ZEBRA

This city bench, compatible with Gianto 80 & Extravase 1/2 60, in a semicircular shape guarantees attractive visual effect and comfort of use. A steel bench and polyethylene used in the production process of the pot assure resistance, regardless of the weather conditions. Each bench rung can have any color.





Round Bench Zebra 80 1/2

COLLECTION ZEBRA

FEATURES



a wide range of colors



powder coating RAL



hot-dip galvanized steel



compatible with the Gianto pot



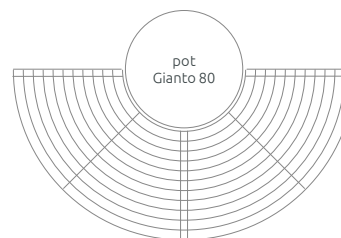
smooth or rough surface



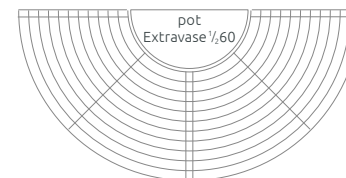
fixings to the ground

COMPATIBILITY

OPTION 1
Zebra bench with a Gianto 80 round pot



OPTION 2
Zebra bench with half pot Extravase 1/2 60




COLORS



antique colors

Ask your sales advisor about the details



colors RAL

MODELS

Model	Code	Dimensions [mm]	Compatibility
1/2 Zebra G80/1700 Multicolor*	TC 002 304	Ø 1720 × r 860 × h 450 × d 550	Gianto 80, Extravase 1/2 60
1/2 Zebra G80/1700 Monocolor**	TC 002 304...	Ø 1720 × r 860 × h 450 × d 550	Gianto 80, Extravase 1/2 60

● *Multicolor - A ready set of antique colors or RAL colors

● **Monocolor - One selected antique color or RAL color