

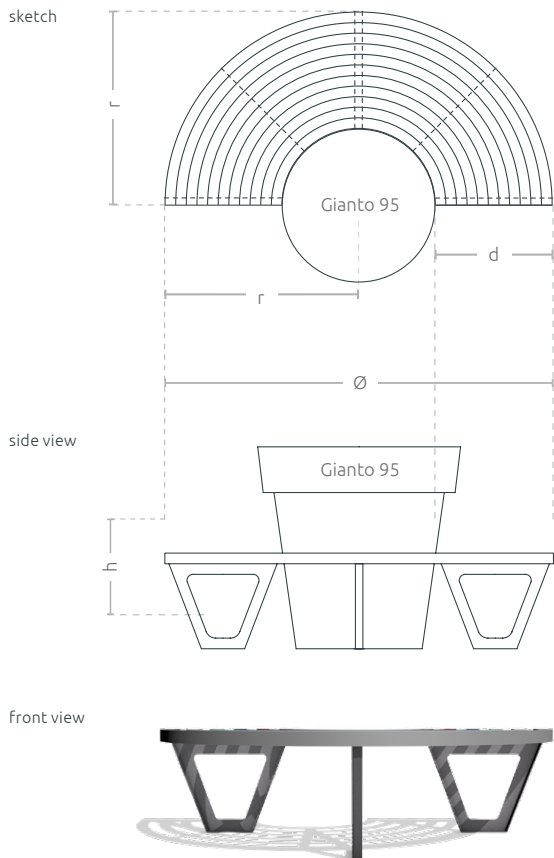


TECHNICAL SHEET

Round Bench
Zebra 95 1/2

COLLECTION ZEBRA

This city bench, compatible with Gianto 95 & Extravase 1/2 80, in a circular and semicircular shape, guarantees not only comfort of use but also an attractive visual effect. Solid materials used in the production process of the bench guarantee durability and reliability of the construction for long years, even in unfavorable weather conditions. Each bench rung can have any color.





Round Bench Zebra 95 1/2

COLLECTION ZEBRA

FEATURES



a wide range of colors



powder coating RAL



hot-dip galvanized steel



compatible with the Gianto pot



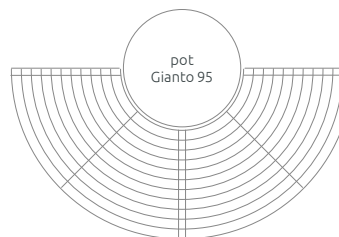
smooth or rough surface



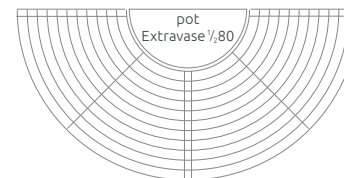
fixings to the ground

COMPATIBILITY

OPTION 1
Zebra bench with a Gianto 95 round pot



OPTION 2
Zebra bench with half pot Extravase 1/2 80




COLORS



antique colors

Ask your sales advisor about the details



colors RAL

MODELS

Model	Code	Dimensions [mm]	Compatibility
1/2 Zebra G95/1800 Multicolor*	TC 002 303	Ø 1820 × r 910 × h 450 × d 550	Gianto 95, Extravase 1/2 80
1/2 Zebra G95/1800 Monocolor**	TC 002 303...	Ø 1820 × r 910 × h 450 × d 550	Gianto 95, Extravase 1/2 80
1/2 Zebra G95/1900 Multicolor*	TC 002 305	Ø 1900 × r 950 × h 450 × d 550	Gianto 95, Extravase 1/2 80
1/2 Zebra G95/1900 Monocolor**	TC 002 305...	Ø 1900 × r 950 × h 450 × d 550	Gianto 95, Extravase 1/2 80

● *Multicolor - A ready set of antique colors or RAL colors

● **Monocolor - One selected antique color or RAL color