



MODULAR URBAN BENCHES

COMPATIBLE WITH XXL POTS



MODULAR URBAN BENCHES

COMPATIBLE WITH XXL POTS

www.terracity.eu

ZEBRA

4 - 23

Round Bench Zebra 95 / Zebra 120	6 - 11
Round Bench ½ Zebra 95 / ½ Zebra 120	12 - 17
Oblong Bench Zebra Basic and Zebra	18 - 23

WAVE

24 - 39

Solo Set for Gianto	28
Doble Set for Gianto	29
Triple Set for Gianto	30
Tri Set for Gianto	31
Quintus Set for Gianto	32
Elements for Sets	33

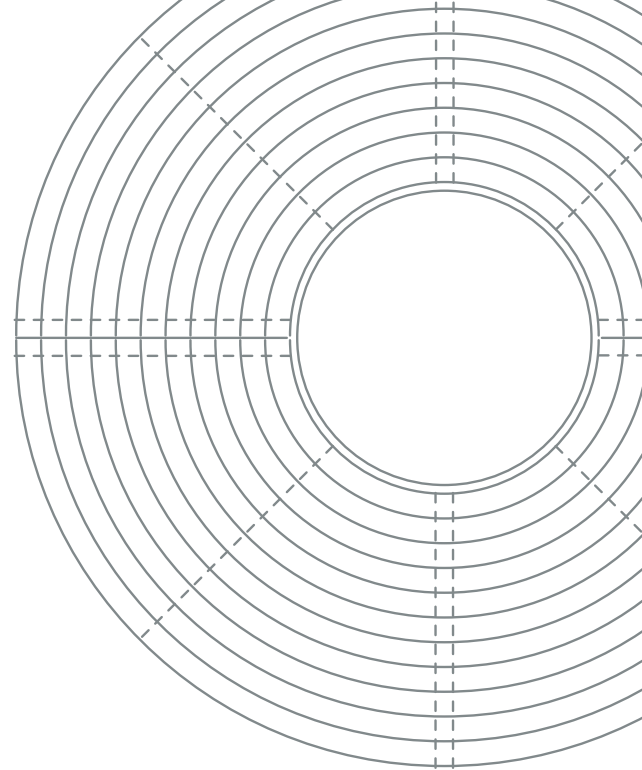


Zebra 120 & Gianto 120 pot / Bench with backrest Zebra

ZEBRA

Nature all around

Relax in the city center and in the surroundings of plants – it is possible thanks to the furniture from the Zebra Collection. A characteristic feature of the line are round benches, which go together with Gianto pots. An additional advantage is fabulously colorful finish. It is essential that the seat may have various color options - each rung can go in any version and their final image is not limited in any way. This can be a great idea for an arrangement of school... playgrounds, parks or estate squares. The polyethylene pot and steel seat assure that their form will remain unchanged for years as well as their resistance to the various weather conditions and mechanical damage.






ROUND BENCHES


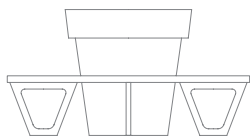
Zebra 95 / Zebra 120

A round bench, compatible with Gianto, with a half-round shape guarantees an eye-catching visual effect but also comfort of use. A steel bench and polyethylene used in the production process assure resistance, regardless of the weather conditions. The colors of each bench rung can be chosen according to your needs.



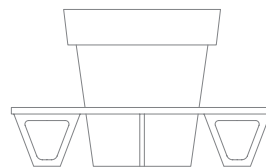
Zebra 95


A round bench compatible
with Gianto 95



Zebra 120

A round bench compatible
with Gianto 120





FEATURES



a wide
range of
colors



powder
coating RAL



hot-dip
galvanized steel



compatible with
the Gianto pot



smooth or
rough surface



fixings to the
ground



Waranty
24 months

- Choose rung colors of the bench according to your needs from our RAL palette
- Fixing to the ground (optional)
- Compatible pot- Gianto

COLORS

ARE YOU LOOKING FOR A PRODUCT IN A DIFFERENT COLOR? ●
Ask your sales advisor about the details.

Antique colors



RAL colors



Model	Code	Dimensions [mm]	Compatibility
Zebra G95/1800 Multicolor*	TC 002 402	Ø 1820 × h 450 × d 550	Gianto 95
Zebra G95/1800 Monocolor**	TC 002 402...	Ø 1820 × h 450 × d 550	Gianto 95
Zebra G95/1900 Multicolor*	TC 002 403	Ø 1900 × h 450 × d 550	Gianto 95
Zebra G95/1900 Monocolor**	TC 002 403...	Ø 1900 × h 450 × d 550	Gianto 95
Zebra G120/2000 Multicolor*	TC 002 404	Ø 2000 × h 450 × d 550	Gianto 120
Zebra G120/2000 Monocolor**	TC 002 404...	Ø 2000 × h 450 × d 550	Gianto 120

● *Multicolor - A ready set of antique colors or RAL colors

● **Monocolor - One selected antique color or RAL color





Zebra 120 & Gianto 120 pot



SEMI-ROUND BENCHES

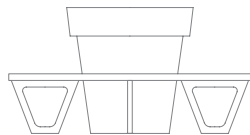
½ Zebra 95 / ½ Zebra 120

This city bench in a semicircular shape, compatible with Extravase ½, guarantees attractive visual effect and comfort of use. A steel bench and polyethylene used in the production process of the pot assure resistance, regardless of the weather conditions. Each bench rung can have any color.



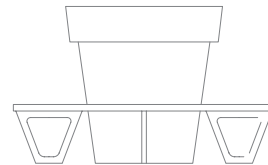
1/2 Zebra 95

Semi-round bench compatible
with Extravase 1/2 80



1/2 Zebra 120

Semi-round bench compatible
with Extravase 1/2 100





FEATURES



a wide
range of
colors



powder
coating RAL



hot-dip
galvanized steel



compatible with
the Gianto pot



smooth or
rough surface



fixings to the
ground



Waranty
24 months

- Choose rung colors of the bench according to your needs from our RAL palette
- Fixing to the ground (optional)
- Compatible pot - Extravase 1/2 to be set against the wall

COLORS

ARE YOU LOOKING FOR A PRODUCT IN A DIFFERENT COLOR? ●

Ask your sales advisor about the details.

Antique colors



RAL colors



Model	Code	Dimensions [mm]	Compatibility
1/2 Zebra G95/1800 Multicolor*	TC 002 303	Ø 1820 × r 910 × h 450 × d 550	Extravase 1/2 80
1/2 Zebra G95/1800 Monocolor**	TC 002 303...	Ø 1820 × r 910 × h 450 × d 550	Extravase 1/2 80
1/2 Zebra G95/1900 Multicolor*	TC 002 305	Ø 1900 × r 950 × h 450 × d 550	Extravase 1/2 80
1/2 Zebra G95/1900 Monocolor**	TC 002 305...	Ø 1900 × r 950 × h 450 × d 550	Extravase 1/2 80
1/2 Zebra G120/2000 Multicolor*	TC 002 308	Ø 2000 × r 1000 × h 450 × d 550	Extravase 1/2 100
1/2 Zebra G120/2000 Monocolor**	TC 002 308...	Ø 2000 × r 1000 × h 450 × d 550	Extravase 1/2 100

● *Multicolor - A ready set of antique colors or RAL colors


● **Monocolor - One selected antique color or RAL color



1/2 Zebra 95 & Extravase 1/2 80 pot



1/2 Zebra 95 & Gianto 95 pot



OBLONG BENCHES


with or without a backrest

The city bench has a unique shape and color. Steel surface guarantees durability and resistance of the bench, regardless of the weather conditions. The bench is fixed with anchors, assuring resistance to mechanical damage. Each bench rung can have any color.



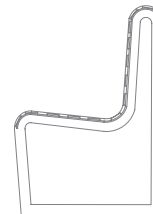
Zebra Basic Horizontal

An extraordinary city bench with a horizontal set of rungs



Zebra

An ergonomic city bench with a backrest





FEATURES



a wide
range of
colors



powder
coating RAL



hot-dip
galvanized steel



smooth or
rough surface



fixings to the
ground



Waranty
24 months

- Choose rung colors of the bench according to your needs from our RAL palette
- Fixing to the ground (optional)
- Ergonomic shape of the seat

COLORS

ARE YOU LOOKING FOR A PRODUCT IN A DIFFERENT COLOR? ●
Ask your sales advisor about the details.

Antique colors



RAL colors



Model	Code	Dimensions [mm]
Zebra Basic Multicolor* Horizontal	TC 002 309	w 1650 × h 440 × ds 580
Zebra Basic Monocolor** Horizontal	TC 002 309...	w 1650 × h 440 × ds 580
Zebra Multicolor*	TC 002 307	w 1650 × d 700 × h 900 × ds 440 × hs 440
Zebra Monocolor**	TC 002 307...	w 1650 × d 700 × h 900 × ds 440 × hs 440

● *Multicolor - A ready set of antique colors or RAL colors

● **Monocolor - One selected antique color or RAL color





Zebra

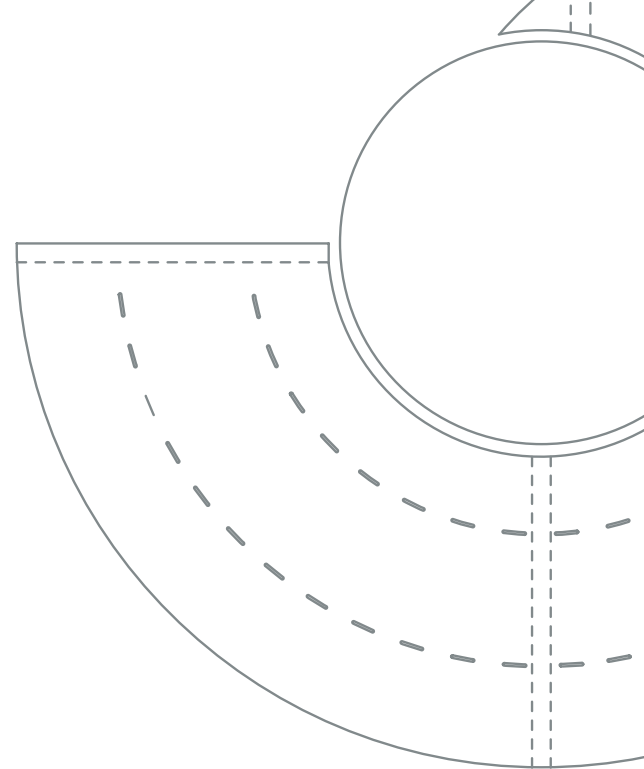


Triple Set for Gianto & Gianto 80 i 95 pots

WAVE

Nature and functionality

Nature and functionality – these are the elements from which the collection of urban furniture WAVE arose from. A consistent effect assure the Gianto pot, with its classical form and vivid colors, as well as unique seats with their colorful finish. The WAVE collection has a number of advantages – any combination of colors, container sizes and bench sizes allow to adapt the furniture to any space: from the main square to the kindergarten playground. A simple combination of each seat module provides next options of arrangement. Solid steel and resistant polyethylene guarantee the use for many years without any problems.





BENCHES WAVE

Solo, Doble, Triple, Tri, Quintus

The color, attractive form, piece of nature and comfortable seat - these are the elements, which are the most significant advantages of benches from the Wave line. This innovative project is a response to modern space requirements, which is not only a piece of furniture but also a made-to-measure decorative element. A free module combination allows to create arrangements of different colors and sizes. Create some unique composition!

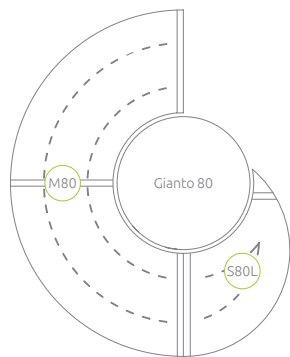



Triple Set for Gianto & Gianto 80 | 95 pots

Solo Set for Giganto

A set of two elements:
Half Bench & Left-Handed
Pointed Bench

Compatible with pot:
Giganto 80,95 and 120

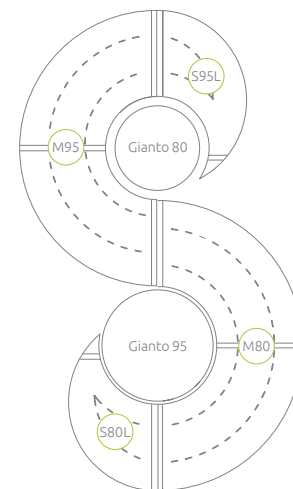




Doble Set for Gianto

A set of four elements:
2 x Half Bench & 2x Left-Handed
Pointed Bench

Compatible with pot:
Gianto 80,95 and 120



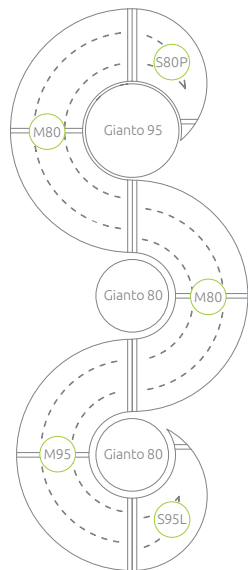
Triple Set for Gianto

A set of five elements:

3x Half Bench & & Left and
Right-Handed Pointed Bench

Compatible with pot:

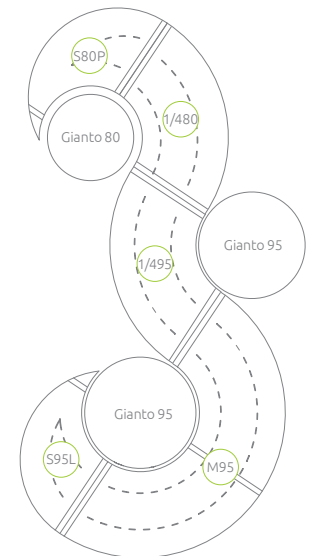
Gianto 80,95 and 120



Tri Set for Gianto

A set of five elements:
1x Half Bench & 2x Quarter Bench
& Left and Right-Handed
Pointed Bench

Compatible with pot:
Gianto 80,95 and 120

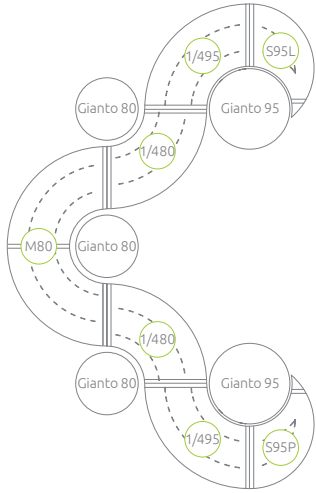


Quintus Set for Gianto

A set of five elements:

1x Half Bench & 4x Quarter Bench
& Left and Right-Handed
Pointed Bench

Compatible with pot:
Gianto 80,95 and 120



COMBINE ANY ELEMENTS

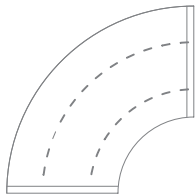
-CREATE WAVE SETS

elements for Wave sets



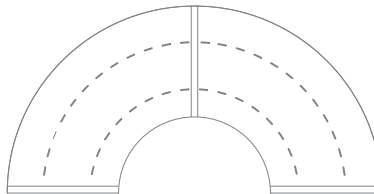
Quarter Bench for Gianto

Element of the bench
in the shape of a 1/4 circle



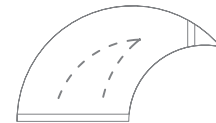
Half Bench for Gianto

Half-rounded element
- a central part of the bench




Pointed Bench for Gianto

Element for aesthetic
finishing the bench





COLORS



ARE YOU LOOKING FOR A PRODUCT IN A DIFFERENT COLOR? ●
Ask your sales advisor about the details.

FEATURES



compatible with the whole collection



powder coating RAL



hot-dip galvanized steel



a seat covered with zinc undercoat



compatible with the Gianto pot



fixings to the ground



Waranty 24 months

- Any combination of elements - personalized Wave sets
- Compatible pot- Gianto
- Fixing to the ground (optional)

Model	Code	Dimensions [mm]	Compatibility
1/4 80	TC 003 401	h 450 × d 555 × w 870	Gianto 80
1/4 95	TC 003 402	h 450 × d 555 × w 935	Gianto 95
1/4 120	TC 003 403	h 450 × d 555 × w 1000	Gianto 120
M80	TC 003 302	Ø 1740 × r 870 × h 450 × d 555	Gianto 80
M95	TC 003 301	Ø 1870 × r 935 × h 450 × d 555	Gianto 95
M120	TC 003 303	Ø 2000 × r 1000 × h 450 × d 555	Gianto 120
Pointed Bench Right-Handed S80P	TC 003 703	w 980 × y 555 × h 450 × d 555	Gianto 80
Pointed Bench Left-Handed S80L	TC 003 704	w 980 × y 555 × h 450 × d 555	Gianto 80
Pointed Bench Right-Handed S95P	TC 003 701	w 1010 × y 575 × h 450 × d 555	Gianto 95
Pointed Bench Left-Handed S95L	TC 003 702	w 1010 × y 575 × h 450 × d 555	Gianto 95
Pointed Bench Right-Handed S120P	TC 003 705	w 1225 × y 730 × h 450 × d 555	Gianto 120
Pointed Bench Left-Handed S120L	TC 003 706	w 1225 × y 730 × h 450 × d 555	Gianto 120
Solo Set (S80L + M80)	TC 003 801	Ø 1740 × w 1425 × h 450	Gianto 80
Solo Set (S95L + M95)	TC 003 802	Ø 1870 × w 1510 × h 450	Gianto 95
Solo Set (S120L + M120)	TC 003 808	Ø 2000 × w 1730 × h 450	Gianto 120
Doble Set (S95L + M95 + M80 + S80L)	TC 003 803	w 1805 × l 3055	Gianto 80, 95
Triple Set (S95L + M95 + M80 + M95 + S95P)	TC 003 804	w 1805 × l 4370	Gianto 80, 95
Triple Set (S95L + M95 + M80 + M80 + S80P)	TC 003 805	w 1805 × l 4240	Gianto 80, 95
Tri Set (S95L + M95 + 1/4 95 + 1/4 80 + S80P)	TC 003 806	w 3120 × l 2760	Gianto 80, 95
Quintus Set (S95L + 1/4 95 + 1/4 80 + M80 + 1/4 80 + 1/4 95 + S95P)	TC 003 807	w 4300 × l 2760	Gianto 80, 95



Triple Set for Gianto & Gianto 80, 95 pots



13 B

2

Doble Set for Gianto & Gianto 80, 95 pots



Doble Set for Gianto & Gianto 80, 95 pots



Triple Set for Gianto & Gianto 80, 95 pots



TerraCity - a brand of Terra Group

Terra Group
*create more
beautiful tomorrow!*

ul. Gen. Józefa Sowińskiego 42a
65-419 Zielona Góra

T: +48 68 455 62 69
F.: +48 68 414 54 25

E: info@terra-uk.eu
www.terra-uk.eu