



# INFLA TABLES



Terra Easter by Terra Group

**Terra**<sup>®</sup>  
Group




DMUCHANA PISANKA H2,5m

## TERRA EASTER

NEWS

Vibrant urban inflatables made of coated polyester material are now available. These colorful designs will bring joy and remind you of the upcoming holidays.



Inflatable  
Duck



Printed inflatable  
Easter egg



Printed inflatable  
Bunny





# INFLATABLE

Easter egg are 2.5m, 3m, and 4m

**Inflatable Easter egg** made from a durable material weighing between 230 and 330 g/m<sup>2</sup>. It is designed to be highly resistant to various weather conditions, including extreme temperatures and UV rays. The figure can be imprinted with your logo or town crest using digital sublimation printing.



ventilator



power cable



a set of lines



set of  
anchors/pins



bag  
transport



hammer



**Fan power** - depends on figure size - 4m requires 0.30kW, and 3m requires 0.16kW. A 100W bulb consumes 0.1 kWh of energy per hour.

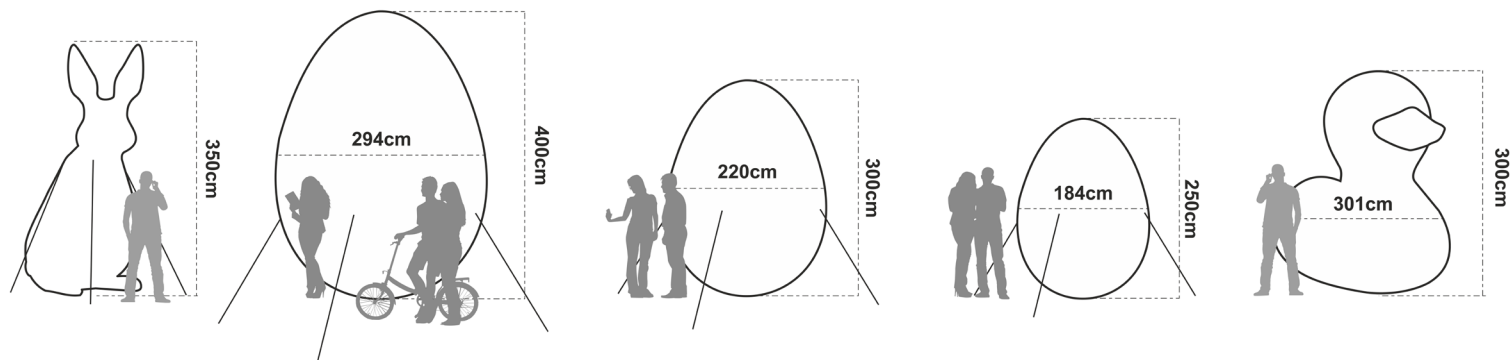
MODEL	NET prices		NET prices	
	LED LIGHTING	WITHOUT LED MODULE	SET	
Inflatable Easter egg 2.5m /20kg	125€	825€	950€	
Inflatable Easter egg 3.0m /20kg	125€	1125€	1250€	
Inflatable Easter egg 4.0m /30kg	125€	1825€	1950€	





Contact our sales representative and choose a design. Our graphic designer will prepare a visualization within 48 hours.

## Sizes for the inflatable :











**Terra** Easter








INFLATABLE EASTER EGG LED H2,5m



HOW ABOUT FEATURING YOUR COMPANY LOGO ALONG  
WITH WARM EASTER GREETINGS?

Your own design does not affect the price





# INFLATABLE

## DUCK h1,5m/2m/2,5m

**Inflatable duck** made from a durable material weighing between 230 and 330 g/m<sup>2</sup>. It is designed to be highly resistant to various weather conditions, including extreme temperatures and UV rays. The figure can be imprinted with your logo or town crest using digital sublimation printing.



ventilator



power cable



a set of lines



set of  
anchors/pins




bag  
transport






hammer

**Fan power** - depends on figure size - 4m requires 0.30kW, and 3m requires 0.16kW. A 100W bulb consumes 0.1 kWh of energy per hour.



MODEL	NET prices
Inflatable duck 1.5m /16kg	1425€
Inflatable duck h2.0m /20k	1875€
Inflatable duck 2.5m /25kg	2175€



# INFLATABLE

## BUNNY 3,5m

**Bunny figure** is also made from a sturdy material with a weight of 230 to 330 g/m<sup>2</sup>. It is characterized by its high resistance to weather conditions, such as low and high temperatures and UV rays. The figure can be imprinted with your logo or town crest using digital sublimation printing.



ventilator



power cable



a set of lines



set of  
anchors/pins



bag  
transport



hammer

**Fan power** - depends on figure size - 4m requires 0.30kW, and 3m requires 0.16kW. A 100W bulb consumes 0.1 kWh of energy per hour.



MODEL	NET prices	NET prices	NET prices
	LED LIGHTING	WITHOUT LED MODULE	SET
Inflatable Bunny 3.5m /25kg	125€	2275€	2400€





# ASSEMBLY instruction:

**Caution!** The figures have electrically live parts. Avoid direct contact with water. **Stand Upright Instructions!**

1.

## Clean the Base

Ensure that there are no sharp objects on the surface, such as stones, glass, or branches.

2.

## Unfold the Cover

Carefully unfold the cover and check that the lock at the base is closed. Ensure the fan entry is clear.

3.

## Connect the Fan

Connect the fan to a power source. While it's operating, be cautious that the figure is not blown away by strong gusts of wind.

1. **\*\*Preparation\*\*** Once the figure is fully inflated, ensure it stands upright. Secure the lashing ropes and anchor the base with pins.

2. **\*\*Anchoring the Ropes\*\*** Anchor the ropes into the ground with the flat side facing the figure. Tilt the top of the anchor ropes away from the figure. - Drive the anchors into the ground at a distance that ensures the lashing ropes are taut. - Diagonally drive the anchors to prevent them from being pulled out of the ground.

3. **\*\*Operational Guidelines\*\*** The figure may only be operated in winds of up to 30 km/h. - A team of at least two assemblers, who are familiar with the enclosed instructions, should assemble the figure. - The assembled figure must be under the constant supervision of at least one person, who should continuously monitor the weather forecast.

4. **\*\*Safety Precautions\*\*** If strong winds or storms are forecasted, the statue should be immediately disassembled and protected against damage. - An unattended statue may pose risks, potentially causing damage to property and the health of bystanders.

5. **\*\*Lighting Feature\*\*** The lighting will automatically switch on when the fan is connected to a power source.

EASTER DECORATIONS COLLECTION

***Terra® Easter***





[www.terraeaster.com](http://www.terraeaster.com)

**Terra Group**

*Let's create more  
beautiful tomorrow!*

ul. Gen. Józefa Sowińskiego 42a  
65-419 Zielona Góra

T: +48 68 455 62 69  
F.: +48 68 414 54 25

E: [info@terra-uk.eu](mailto:info@terra-uk.eu)  
[www.terra-uk.eu](http://www.terra-uk.eu)