

Flower towers

inspiration's compilation



GET INSPIRED

FLOWER TOWERS



INSPIRATION'S COMPILATION

TABLE OF CONTENTS

06

More than a... TOWN SQUARE

10

More than an... ENTRANCE

14

More than a... PARK

18

More than a... FOUNTAIN

22

More than a... STREET

26

More than a... MONUMENT

30

More than a... PAVEMENT

34

More than a... ROUNDABOUT

introduction

FLOWER TOWERS- CASCADE CONSTRUCTIONS GET INSPIRED.

How to accentuate a fountain? How to emphasise the charm of a square in the heart of the city? Is there a way to adorn the pavement with flowers? Use this guide to find all the answers and further information. This is the knowledge base on bringing nature into common space and also the proof that each place has the potential worth to bring out - **it is more than it may seem...**



MORE THAN A... TOWN SQUARE



DID YOU KNOW...?

The cobblestone or pavement aren't an obstacle to the nature! In such problematic places put the Flower Towers and enjoy greenery in the city centre.

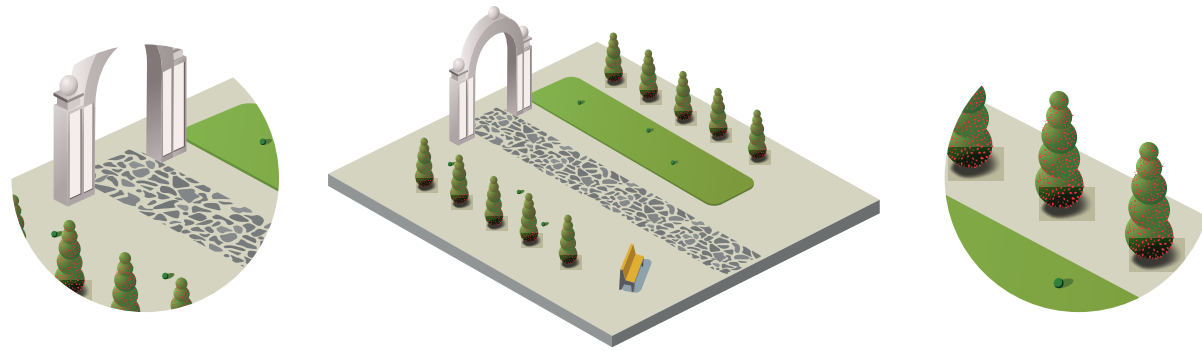
Choose quality! Only decorations made from high-quality and hot-dip galvanised steel are resistant to extreme weather conditions and mechanical damage.

Cascades improve every grey place. If you're afraid that they could restrict visibility, choose the smaller or hanging models.





MORE THAN AN... ENTRANCE



DID YOU KNOW...?

A row of the Flower Towers shows the way to the entrance and revives the grey space at the same time.


Use floral decorations and make a great first impression – let the entrance of building welcome your guests.

Decorations of the same size create a harmonic and aesthetic design. Using flowers in the same colours as the colours in the background is also a good idea.





MORE THAN A... PARK




DID YOU KNOW...?

Park is a particularly good place for planting more than one species of flowers.


Put the Flower Towers nearby the other plants in order to create an aesthetic contrast.

How to set the park avenues and create a colourful decoration? You can do both thanks to Flower Towers.





MORE THAN A... FOUNTAIN




DID YOU KNOW...?

The Flower Towers are made from hot-dip galvanised steel so they are resistant to corrosion.

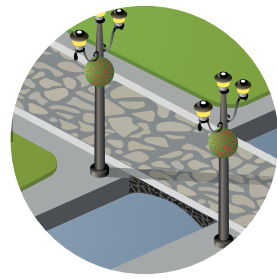

Standing individually in the corners, in a row or in mixed groups – the various decorative Flower Towers arrangements allow to accentuate values of each fountain.

Water is a natural element in the heart of the city full of concrete and greyness. Add some flowers and thanks to our constructions create the best surroundings for an urban fountain.





MORE THAN A... STREET




DID YOU KNOW...?

The closest surroundings of streets lacks of the natural substrate. The Flower Towers are designed for such places.


Don't reduce the visibility of drivers and pedestrians – choose the smaller models.

Cascades set in a row make a street and its surroundings more aesthetic. You can move them whenever you want to. It's the way to enjoy the view of beautiful flowers, even in the place full of exhaust fumes.





MORE THAN A... MONUMENT



DID YOU KNOW...?

Choose a decoration corresponding to the size of a monument. If you've got any doubts, order a free visualisation prepared by our landscape architects.


The patented cascade construction guarantees the best grow conditions for plants. You can be sure that the Flower Towers are suitable decorations for the surroundings of a monument and for any other space.

The harmonious background of a monument gives emphasis to its importance. There's no place for random decorations! Use the Flower Towers to embrace the most significant statues with plants.





MORE THAN A... PAVEMENT



DID YOU KNOW...?

Pavements may seem to be difficult to decorate. However, even these narrow and crowded spaces can impress with floral decorations. To fulfil them with flowers, use proper models of the Flower Towers that won't hinder the movement of pedestrians but will isolate them from the busy street.



Safety first! Hang W600 decorations on lamps near the pavement but without causing problems to pedestrians and drivers.

You can decorate wider sidewalks with bigger models. A row of the Flower Towers provides flowers to the places where there is no nature.





MORE THAN A... ROUNDABOUT



DID YOU KNOW...?

Choose the smaller models to decorate a roundabout. They don't reduce the visibility and they are as impressive as the big constructions.

To avoid problems with the frequent plant care, decide on less demanding species of flowers.

A roundabout gives a wide range of possibilities. Put the decorations around the circle or create your own composition. Nonetheless, it will look outstanding from a bird's eye view!





CONTACT



Olga Fiedorowicz

m: +48 513 041 847

t: +48 68 455 62 69

e: olga.fiedorowicz@terra-uk.eu

Key Account Specialist

WWW.TERRA-FLOWER-TOWER.COM





Terra Group

Alpha Business Center
str. Wrocławska 17B
65-427 Zielona Góra

T: +48 68 455 62 69
F: +48 68 414 54 25
E: info@terra-uk.eu

www.terra-uk.eu